


SLASH SIGNATURE SL-100™



**MAGNATONE**

EST. 1937 MADE IN USA

**TRUE DIMENSIONAL SOUND**



[MAGNATONEUSA.COM](http://MAGNATONEUSA.COM)



# WELCOME TO MAGNATONE

Welcome to the proud family of Magnatone owners. We are excited to have you join this group that consists of the world's great guitarists — including iconic players of yesterday and today — who have masterfully used Magnatone's True Dimensional Sound to create a trademark sound all their own.

The Magnatone SL-100 was developed with Slash to meet the needs of his identifiable and unique style. Slash began using M-80's during the GnR 2023 world tour. The SL-100 takes it to the next level of tone, gain and headroom that he requires. A quartet of EL34's and 12AX7's deliver two gain modes - LO is voiced like a vintage SL amp from the 60's-70's that is quite satisfying in depth, sensitivity and tonal quality. HI gain mode is designed with a cascaded preamp that has been finely tuned to optimize the sound for Slash's guitars. A great sounding master volume, 4 band EQ and a tube buffered effects loop complete the amplifier, giving you the tools you need to dial in your sound. The SL-412 speaker cabinet is loaded with Celestion Vintage 30 speakers that deliver smooth and creamy breakup and biting upper mids that are hallmarks of rock guitar tone.

If you have questions regarding your SL-100 or any other Magnatone product, email us at

[info@magnatoneusa.com](mailto:info@magnatoneusa.com)

or reach us by mail at:  
Magnatone USA  
3283 Ivanhoe Ave.  
St. Louis, MO 63139

[MAGNATONEUSA.COM](http://MAGNATONEUSA.COM)




# FEATURES

- Developed in conjunction with Slash
- Footswitchable LO and HI Gain modes
- British master volume with treble, middle, bass and presence
- Tube buffered Effects loop send and return
- Compensated line out
- Celestion Vintage 30 speakers
- Lighted Logo 4x12" cabinet





## FRONT PANEL



### INPUTS

**Input 1:** High Sensitivity

Use this input for max pickup output and frequency response.

**Input 2:** Low Sensitivity -6dB

Use this input for hotter pickups.

### HI GAIN

Controls the amount of gain in the “HI Gain” mode as selected by the front panel switch.

### LO GAIN

Controls the amount of gain in the “LO Gain” mode as selected by the front panel switch.

### GAIN SELECT

Selects between HI gain or LO gain operation.

### MASTER

Controls the overall volume of the amplifier.

Power tube saturation begins around 7-8.

### TREBLE

Controls high frequency response centered around 2Khz.

### MID

Controls mid frequency response centered around 500hz.

### BASS

Controls low frequency response centered around 60hz.

### PRESENCE

Controls the high frequency response of the power amplifier. This control is effective at frequencies higher than the treble control.

### STANDBY SWITCH

Allow the amplifier 1 minute to warm up before engaging.

### INDICATOR

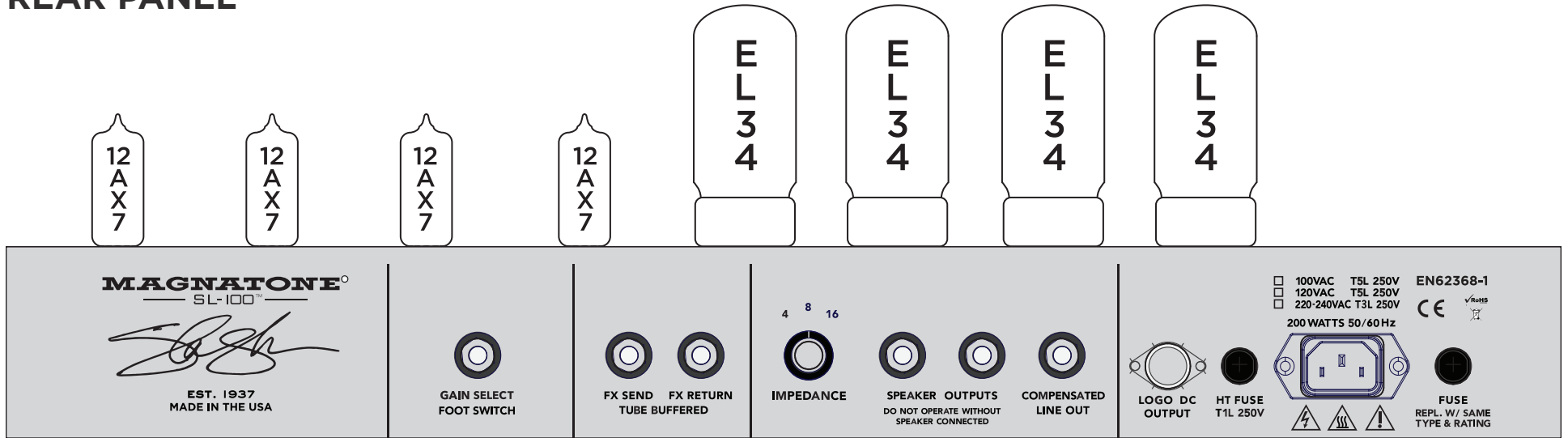
Illuminates when power is applied.

### POWER SWITCH

Turns the amplifier on and off. Make sure you are plugged into a proper grounded outlet.



# REAR PANEL



## FOOT SWITCH

Use any single button foot switch to select between gain controls.

## FX SEND

Connect to buffered effects loop. Connect to the input of your effects device. This loop is a low level loop, and works best with effects pedals.

## FX RETURN

Connect the output of your effects device here.

## IMPEDANCE SELECTOR

Select the output impedance of the amplifier between 16, 8 and 4 Ohms. Always match the impedance with the speaker cabinet.

## SPEAKER OUTPUTS

Plug into the speaker cabinet; always match impedance. Do not operate without load or speaker connected.

## COMPENSATED LINE OUT

Line level outputs. Speaker response compensated for DI use. Always maintain a speaker load while using line output.

## LOGO DC OUTPUT

Only connect to an optional lighted speaker cabinet that specifies a DC INPUT. Do not connect to other Magnatone lighted logo extension speaker cabinets requiring 6.3 Volts AC.

## HT FUSE

T1L 250V

## AC INLET

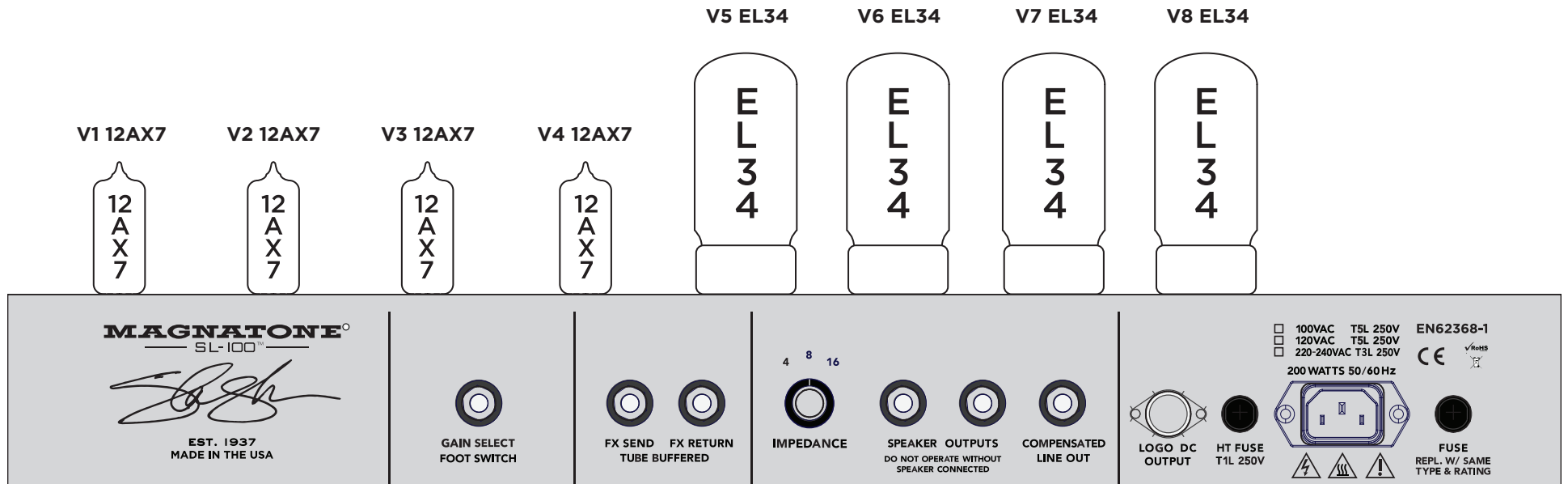
Always plug into a grounded outlet of the correct voltage.

## FUSE

T5L 250V (100-120VAC); T3L 250V (220-240VAC)



# TUBE LAYOUT (VIEW FROM REAR OF AMPLIFIER)



**V1** First and Second Gain Stage

**V3** Effects Loop/Send & Return

**V5** Power Tube

**V7** Power Tube

**V2** Third Gain Stage

**V4** Phase Splitter

**V6** Power Tube

**V8** Power Tube

## TECH SPECS

**TUBE COMPLEMENT** (4) 12AX7, (4) EL34

**INPUTS** High and Low Sensitivity

**POWER OUTPUT** 100 Watts Push-Pull Class AB

**EFFECTS LOOP** All Tube Buffered Send and Return, pedal level

**GAIN** LO 75 dB, HI 95 dB

**TREBLE** 14 dB range at 2 kHz

**MID** 10 dB range at 900 Hz

**BASS** 12 dB range at 60 Hz

**PRESENCE** 8 dB range at 5kHz

**POWER CONSUMPTION** 200 Watts

**SPEAKERS** Celestion Vintage 30



# WARRANTY

All Magnatone amplifiers are warranted to the original purchaser to be free of defects in materials and workmanship for three years from the date of purchase, providing that:

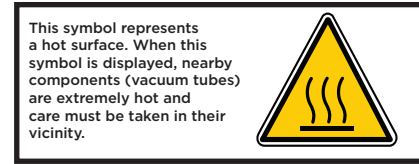
- The original purchaser registers their product through our website, [magnatoneusa.com](http://magnatoneusa.com) and uploads a copy of the sales receipt within thirty days of purchase.
- Problems are not the result of normal wear, misuse, abuse, user error, shipping damage, tampering, circuit modification, improper voltage, improper tube installation (incorrect orientation of the tubes can damage the amp), spilled beverages, or attempt to repair by purchaser or a non-authorized service center; any of these will void the warranty.
- The amplifier is shipped to Magnatone Amplifiers or an authorized Magnatone Service Center in the original packing materials, or materials of equal quality, with freight paid by the purchaser. (**Note:** if the amplifier failed within thirty days of use, shipping will be reimbursed to purchaser by Magnatone, less any transaction fees incurred by purchaser).

**Tubes and reverb tanks carry a ninety-day warranty and are subject to the same terms and conditions as stated above.**

## REGISTER YOUR MAGNATONE ONLINE

To insure that your warranty is in place, take a minute and register your amplifier online.

Just go to [magnatoneusa.com](http://magnatoneusa.com) and select "Product Registration" under the "Support" tab. Fill in the required information and submit. Very quick and easy.



## WARNING

- THERE ARE NO USER SERVICEABLE PARTS INSIDE. DO NOT ATTEMPT TO SELF REPAIR TAKE TO QUALIFIED TECHNICIAN OR CALL YOUR DEALER IF WITHIN THE WARRANTY PERIOD.
- **DO NOT** TURN AMPLIFIER ON WITHOUT SPEAKER CONNECTED. MAKE SURE THE IMPEDANCE OF YOUR SPEAKER CABINET OR CABINETS MATCH THE SETTING OF THE IMPEDANCE SELECTOR SWITCH ON THE AMPLIFIER.
- CLEAN ONLY WITH LINT-FREE DAMP CLOTH AND DO NOT USE CLEANING AGENTS.
- ONLY CONNECT POWER CORD TO A POLARIZED, SAFETY GROUNDED OUTLET WIRED TO CURRENT ELECTRICAL CODE AND COMPATIBLE WITH VOLTAGE, POWER, AND FREQUENCY REQUIREMENTS STATED ON THE REAR PANEL OF THE APPARATUS.
- TO REDUCE THE RISK OF ELECTRICAL SHORT OR FIRE, DO NOT EXPOSE THE UNIT TO RAIN, MOISTURE, OR BEVERAGES.
- SERVICE MUST BE PERFORMED BY QUALIFIED PERSONNEL.
- OUR AMPLIFIERS ARE CAPABLE OF PRODUCING HIGH SOUND PRESSURE LEVELS. CONTINUED EXPOSURE TO HIGH SOUND PRESSURE LEVELS CAN CAUSE PERMANENT HEARING IMPAIRMENT OR LOSS. USER CAUTION IS ADVISED AND EAR PROTECTION RECOMMENDED IF UNIT IS OPERATED AT A HIGH VOLUME.




EN62368-1





TRUE DIMENSIONAL SOUND

MADE IN THE USA



[MAGNATONEUSA.COM](http://MAGNATONEUSA.COM)